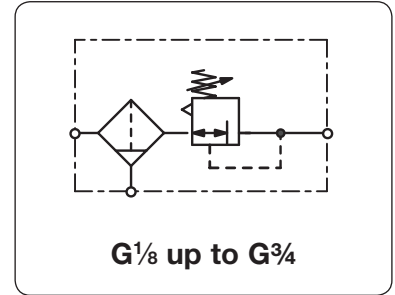


Cube Filter Pressure Regulator

B35 / B75 / B105

Description	Modular cube filter pressure regulator. Threads of ports in body or in end plates. Integrated wall mounting system, no brackets necessary. Pressure adjustment by tamper-proof plastic knob. compressed air or non-corrosive gases	
Media	max. 11 bar for plastic bowl,	Relieving function relieving
Supply pressure	max. 21 bar for metal bowl without sight glass	max. 17 bar for metal bowl with sight glass,
Gauge port	G $\frac{1}{8}$ at B35 and B75 or G $\frac{1}{4}$ at B105, on both sides of the body, screw plugs supplied	
Filter element	20 μ m or 40 μ m, optionally 5 μ m or 20 μ m, made of polypropylene	
Bowl	plastic version with or without bowl guard,	metal version with or without all-around sight glass
Drainage	manual drain as standard for max. 21 bar,	optionally automatic or semiautomatic drain for max. 12 bar
Temperature range	0 °C to 50 °C / 32 °F to 122 °F for plastic bowl or (semi-)automatic drain version 0 °C to 70 °C / 32 °F to 158 °F for metal bowl with sight glass 0 °C to 80 °C / 32 °F to 176 °F for metal bowl without sight glass for appropriately conditioned compressed air down to -30 °C / -22 °F	
Material	Body: zinc die-cast at B35 and B75, aluminium at B105 Spring cage: glass fibre-reinforced plastic Elastomer: NBR/Buna-N	Bowl: polyurethane or zinc die-cast Inner valve: brass



Dimensions			Bowl	Flow	Supply	Filter	Connection	Order
A	B	C	Design	Capacity	rate	element	thread	number
mm	mm	mm	made of / with	l	m 3 /h*1 l/min*1	μ m	G	

Cube filter regulator										with manual drain, relieving, without gauge, pressure range 0.3 ... 9 bar		B35 / B75 / B105		
40	178	108	plastic	0.05	54	900	11	20	G $\frac{1}{8}$	B 35-01AHC				
			metal					21			B 35-01DHC			
			metal / sight glass					17			B 35-01WHC			
			plastic	0.05	66	1100	11	20	G $\frac{1}{4}$	B 35-02AHC				
			metal					21			B 35-02DHC			
			metal / sight glass					17			B 35-02WHC			
56	208	138	plastic	0.11	114	1900	11	40	G $\frac{3}{8}$	B 75-03AJC				
			plastic / bowl guard					11			B 75-03BJC			
			metal					21			B 75-03DJC			
			metal / sight glass					17			B 75-03WJC			
			plastic	0.11	120	2000	11	40	G $\frac{1}{2}$		B 75-04AJC			
			plastic / bowl guard					11			B 75-04BJC			
68	262	169	metal					21		B 75-04DJC				
			metal / sight glass					17			B 75-04WJC			
			plastic	0.25	234	3900	11	40	G $\frac{1}{2}$		B105-04AJC			
			plastic / bowl guard					11			B105-04BJC			
			metal					21			B105-04DJC			
			metal / sight glass					17			B105-04WJC			
			plastic	0.25	258	4300	11	40	G $\frac{3}{4}$	B105-06AJC				
			plastic / bowl guard					11			B105-06BJC			
			metal					21			B105-06DJC			
			metal / sight glass					17			B105-06WJC			



B75-03AJC accessory: gauge **B75-03DJC** accessory: gauge



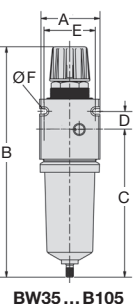
B75-03BJC accessory: gauge **B75-03WJC** accessory: gauge

Special options, add the appropriate letter

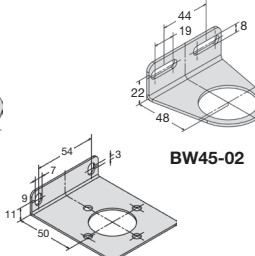
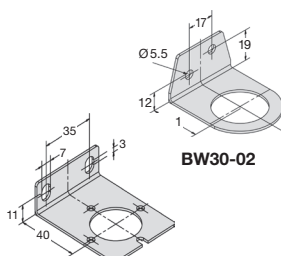
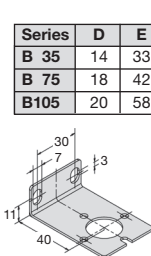
5 μm filter element		for B105	B105-0...G.
20 μm filter element	EK100H	for B105	B105-0...H.
semiautomatic drain	PKF35, piston drain, RK500SY, spring-loaded,	for B35	B 35-0...S
automatic drain	SA605MD, SAF105MD,	max. 12 bar for B35	B...0...M
		max. 12 bar for B75	B 75-0...R
		max. 12 bar for B105	B105-0...R

Accessories, enclosed

pressure gauge	\varnothing 40 mm, 0...*2 bar, G $\frac{1}{8}$	for B35	MA4001-...*2
	\varnothing 50 mm, 0...*2 bar, G $\frac{1}{8}$	for B75	MA5001-...*2
	\varnothing 63 mm, 0...*2 bar, G $\frac{1}{4}$	for B105	MA6302-...*2
mounting bracket	made of steel, mounting at the spring cage	for B35 / B75	BW30-02
		for B105	BW45-02
mounting nut	made of plastic for B35 / B75	for B105	M45x1,5K
	made of aluminium for B35 / B75	for B105	M45x1,5A
mounting bracket	made of steel, side mounting for B75	for B35	BW00-03
		for B105	BW00-05



Series	D	E	Ø F
B 35	14	33	4.5
B 75	18	42	5.5
B105	20	58	6.5



*1 at 7 bar supply pressure, 6 bar outlet pressure and 1 bar pressure drop

*2 04 = 0...4 bar, 10 = 0...10 bar, 25 = 0...25 bar

Extensions: see chapter for FRL service units
Gauges: see chapter for measuring devices
Spare parts: see separate spare parts list

PDF CAD
www.aircom.net



Order example:
B35-01AHC